




CHATSUBU™

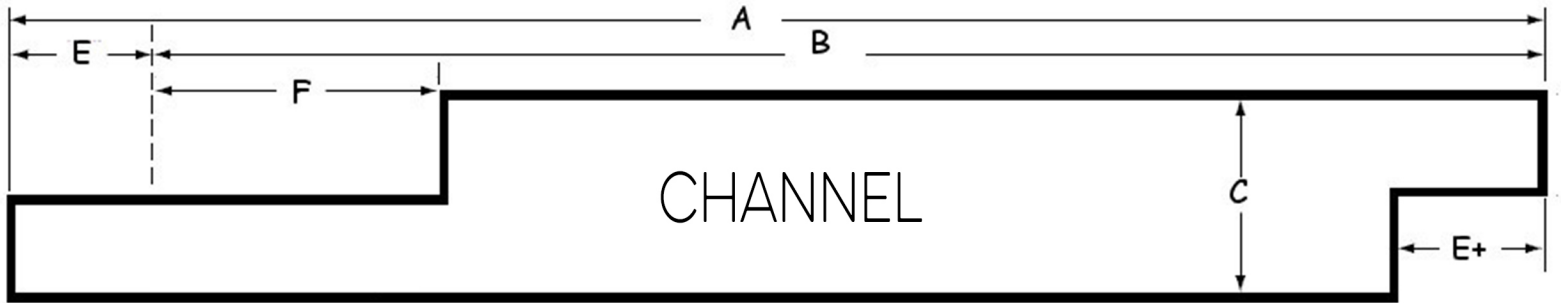
[TECH SPECS / PROFILES / MILLING]





[PROFILES / MILLING]

CHATSUBU



A = WIDTH **B** = EXPOSURE **C** = THICKNESS **D** = DEPTH **E** = LAP **F** = REVEAL

CHANNEL PATTERN PROVIDES GREAT WEATHER PROTECTION ALLOWING THE WOOD TO 'BREATHE' WITH CHANGING SEASONS AND WEATHER.


COMMON SIZES OF SHIPLAP FOR [CHATSUBU] PRODUCT:

- 5/8" OR 3/4" THICK X 4"
- 5/8" OR 3/4" THICK X 6"
- 1" THICK X 8"



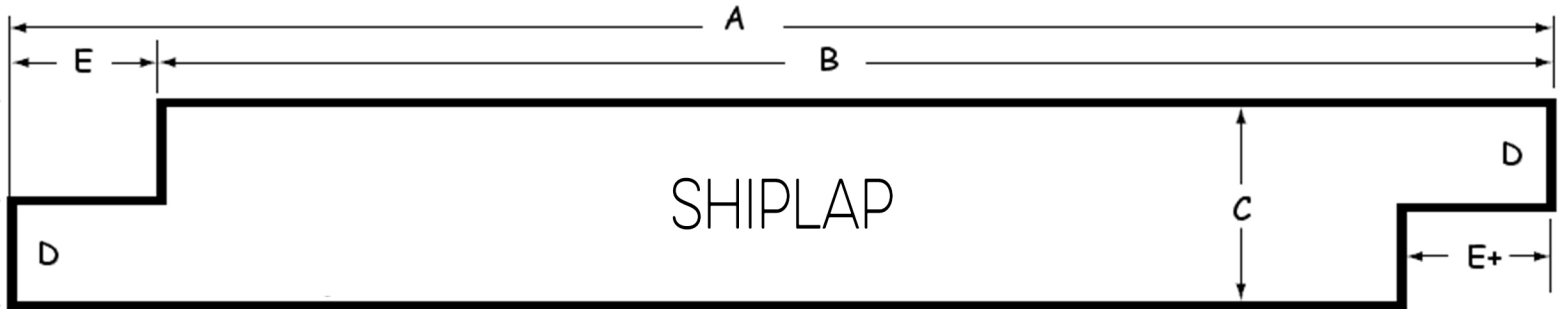
NOMINAL SIZES: 1"X4", 1"X6", 1"X8"

SIDING MEASUREMENTS CAN VARY FROM MILL TO MILL



[PROFILES / MILLING]

CHATSUBU



A = WIDTH **B** = EXPOSURE **C** = THICKNESS **D** = DEPTH **E** = LAP

SHIPLAP IS KNOWN FOR FORMING A TIGHT SEAL, BUT ALLOWING THE WOOD TO 'BREATHE' WITH CHANGING SEASONS AND WEATHER.


COMMON SIZES OF SHIPLAP FOR [CHATSUBU] PRODUCT:

- 5/8" OR 3/4" THICK X 4"
- 5/8" OR 3/4" THICK X 6"
- 1" THICK X 8"



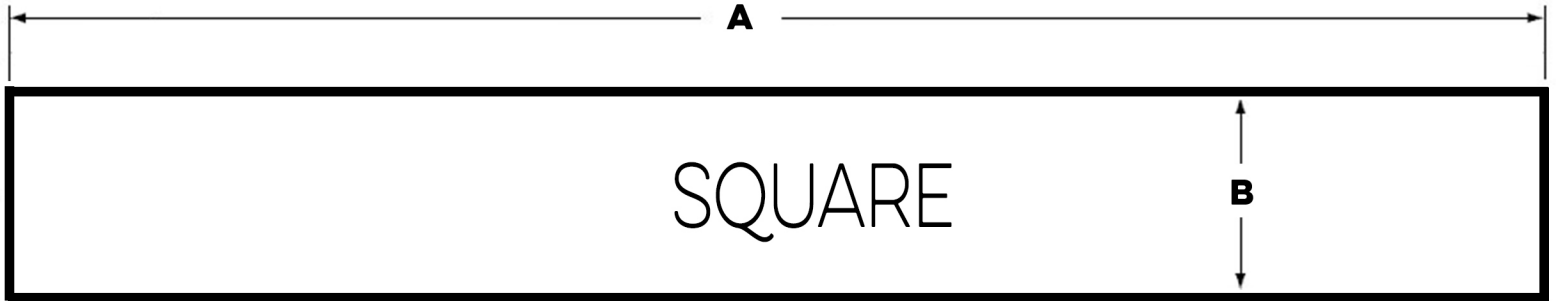
NOMINAL SIZES: 1"X4", 1"X6", 1"X8"

SIDING MEASUREMENTS CAN VARY FROM MILL TO MILL



[PROFILES / MILLING]

CHATSUBU



A = WIDTH **B** = THICKNESS

SQUARE IS GENERALLY USED FOR TRIMS AND BASE. THICKNESS DEPENDS UPON DESIRED COVERAGE. IT CAN ALSO BE USED FOR INTERIOR WALLS, SKINS OF FURNITURE OR CABINETS.


COMMON SIZES OF SHIPLAP FOR [CHATSUBU] PRODUCT:

- 5/8" OR 3/4" THICK X 6"
- 5/8" OR 3/4" THICK X 8"
- 1" THICK X 8" TO 10"
- CUSTOM CORNERS
- CUSTOM MOLDINGS AND TRIM AVAILABLE UPON REQUEST.



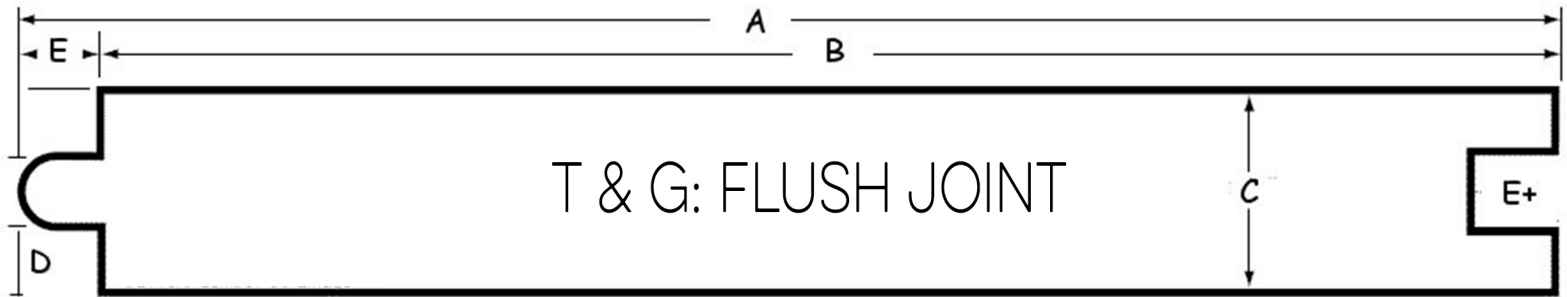
NOMINAL SIZES: 1"X4", 1"X6", 1"X8"

SIDING MEASUREMENTS CAN VARY FROM MILL TO MILL



CHATSUBU

[PROFILES / MILLING]



A = WIDTH **B** = EXPOSURE **C** = THICKNESS **D** = DEPTH **E** = LAP **F** = REVEAL

TONGUE AND GROOVE IS VERY VERSATIL AND CAN BE USED INDOORS OR OUTDOORS, INSTALLED HORIZONTAL, VERTICLE, OR DIAGONAL.

COMMON SIZES OF SHIPLAP FOR [CHATSUBU] PRODUCT:

- 5/8" OR 3/4" THICK X 4"
- 5/8" OR 3/4" THICK X 6"



NOMINAL SIZES: 1"X4", 1"X6", 1"X8"

SIDING MEASUREMENTS CAN VARY FROM MILL TO MILL



CRUCIBLE
UNITED BY DESIGN

INFO@CRUCIBLE.COOP
406.414.0343

100 CONTRACTOR DR
BOZEMAN, MT 59718